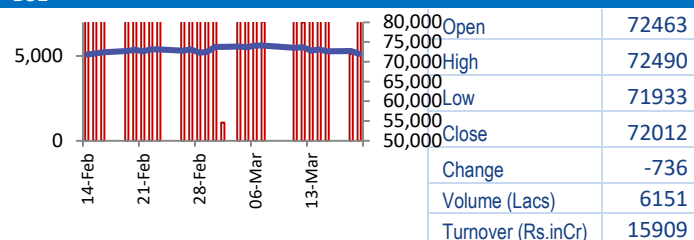
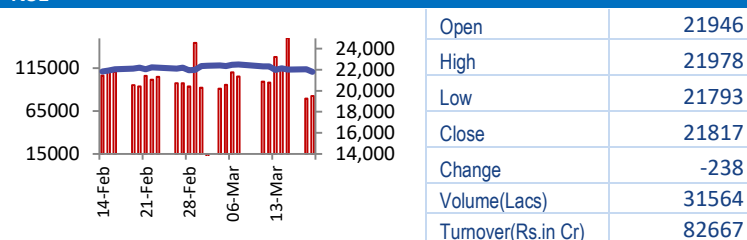


BSE



NSE



World Markets	Current	Previous	Pt. Chg	Var(%)
Dow	39111	38790	320	0.8%
Dow Futures	39519	39539	(20)	-0.1%
Nasdaq	16167	16103	63	0.4%
FTSE	7738	7723	16	0.2%
Nikkei	40004	39740	263	0.7%
Hang Seng	16572	16529	43	0.3%
Gift Nifty	21930	21899	31	0.1%
Straits Singapore	3179	3174	6	0.2%
South Korea	2687	2656	31	1.2%
Taiwan	19873	19857	15	0.1%
Shanghai	3062	3063	(0)	0.0%

Market Review

US: Wall Street's three major indexes closed higher on Tuesday after shares in hotshot chipmaker Nvidia shook off early losses and investors looked ahead to the Federal Reserve's policy meeting conclusion on Wednesday for clues on interest rate policy.

Asia: Stocks in Asia rose after US equities touched fresh highs and bonds also rallied as traders brace for the latest monetary policy decision from the Federal Reserve.

India: Indian equity indices fell 1% on March 19 with Nifty at 21800 amid selling across the sectors. At close, the Sensex was down 736.37 points or 1.01% at 72,012.05, and the Nifty was down 238.20 points or 1.08% at 21,817.50. Nifty mid-cap index 100 fell 1.3% to trade at 45,896.95, and the small-cap 100 index declined 1.03% to trade at 14,609.50. All sectoral indices continued to trade negative, with Nifty IT and FMCG down over 2%. **Market is expected to open on a positive note and likely to witness sideways move during the day.**

Global Economy: Canada's inflation rate surprisingly cooled in February to its slowest pace since June, and closely-watched core inflation measures eased to more than two-year lows, data showed on Tuesday, prompting investors to increase their bets for a June rate cut. Annual headline inflation cooled to 2.8% last month, beating analyst expectations for a 3.1% rise, and below 2.9% increase in January. On the month, the consumer price index rose 0.3%, less than a forecast 0.6% rise.

China's fragile housing market opened this year with slower declines in property investment and sales, buoyed by government efforts to arrest a protracted downturn in the sector, however, analysts were wary of calling an end to the downturn just yet. Property investment in China fell 9.0% year-on-year in the first two months of 2024, compared with a 24.0% fall in December 2023. Property sales by floor area logged a 20.5% slide in January-February from a year earlier, compared with a 23.0% fall in December last year.

Commodities: Gold prices were stuck in a tight range on Wednesday as investors refrained from making big bets ahead of the U.S. Federal Reserve's policy decision and remarks from Fed Chair Jerome Powell later in the day.

Oil prices edged lower in early Asian trading on Wednesday, as a stronger dollar curbed investor appetite while traders took some money off the table after benchmarks rallied to multi-month highs in each of the past two sessions.

Currency: The yen languished near a four-month low against the U.S. dollar and a 16-year trough against the euro on Wednesday, a day after the Bank of Japan's widely anticipated decision to end its negative interest rate policy.

Commodity Prices	Current	Previous	Pt. Chg	Var(%)
Copper (\$/MT)	8977	9089	(112.5)	-1.2%
Alumin (\$/MT)	2269	2278	(8.5)	-0.4%
Zinc (\$/MT)	2506	2532	(26.5)	-1.0%
Brent Crude (\$/bbl)	87.2	87.4	(0.2)	-0.3%
Gold (\$/Ounce)	2159	2158	1.6	0.1%
Silver (\$/Ounce)	25.0	24.9	0.1	0.3%
Light Crude (\$/bbl)	83.1	83.5	(0.4)	-0.4%
N G (\$/mmbtu)	1.8	1.7	0.0	0.3%
Sugar (\$/MT)	619.9	628.0	(8.1)	-1.3%
Rubber (Rs./kg)	187.5	188.0	(0.5)	-0.3%
Baltic Dry Index	2392	2419	(27.0)	-1.1%

Currency Exchange Rate	Current	Previous	Var(%)
Rs./\$ rate	83.04	82.91	0.16%
Rs./ Euro	89.99	90.38	-0.43%
Rs./Chinese Yuan	11.54	11.54	0.00%
Yen /\$ rate	151.20	150.86	0.23%
\$ US/Euro	1.09	1.09	0.03%

Dollar Index	Current	Previous	Var(%)
Dollar Index	103.86	103.82	0.04%

Support/ Resistance Levels for Today		
	Nifty	Bank Nifty Fut
Support 1	21740	46280
Support 2	21670	46100
Resistance	21930	46700

Securities in Ban For Trade	
BHEL	HINDCOPPER
BIOCON	RBLBANK
PEL	SAIL
INDUSTOWER	ZEEL
BALRAMCHIN	

FII Derivative Transactions (Rs. Cr)

Contracts	Purchase		Sell		Net	Open Interest (OI)		OI (Previous day)		Change	
	Contract	Value	Contract	Value	Value	Contract	Value	Contract	Value	Contract	Value
Index Future	49943	4473	73987	6616	(2143)	244591	21722	234745	21234	9846	488
Index Option	29095134	2422812	29237270	2437358	(14546)	4733143	411493	4143346	360024	589797	51469
Stock Future	261498	21420	249413	20203	1217	3125955	245237	3118760	248230	7195	(2993)
Stock Option	588576	51210	582088	50722	488	389496	32670	379412	32172	10084	498
Total	29995151	2499915	30142758	2514899	(14984)	8493185	711122	7876263	661660	616922	49462

FII All Activity-BBG (Rs Cr)	Buy	Sell	Net
12-Mar-24	15246	15362	(116)
13-Mar-24	34927	20344	14582
14-Mar-24	21037	21151	(114)
15-Mar-24	50330	49557	773
18-Mar-24	11282	12448	(1167)
Month to date-Mar	248799	212684	36115
FII (Prov.) (Rs. Cr)	Buy	Sell	Net
13-Mar-24	33224	37819	(4595)
14-Mar-24	19814	21171	(1356)
15-Mar-24	49505	48656	849
18-Mar-24	10144	12195	(2051)
19-Mar-24	16839	15418	1421
Month to date- Mar	256005	247324	8682
DII (Prov.) (Rs. Cr)	Buy	Sell	Net
13-Mar-24	20268	11174	9094
14-Mar-24	10729	10590	139
15-Mar-24	15255	15937	(682)
18-Mar-24	10135	7874	2261
19-Mar-24	16887	9437	7449
Month to date-Mar	156094	118337	37757
FII Debt - BBG (Rs. Cr)	Buy	Sell	Net
12-Mar-24	4115	1638	2477
13-Mar-24	2404	1594	810
14-Mar-24	986	1927	(940)
15-Mar-24	3101	2145	956
18-Mar-24	1463	2244	(781)
Month to date-Mar	26204	15513	10691

Market Breadth	BSE		NSE	
	No.	%	No.	%
Advance	1188	30%	713	27%
Decline	2633	67%	1857	71%
Unchanged	107	3%	64	2%

Market Turnover	19-Mar	18-Mar	Var (%)
BSE Cash	15909	5133	210%
NSE Cash	82667	79441	4%
NSE Futures	129887	119380	9%
NSE Options	40745171	27455846	48%
Total (Rs.Cr)	40973635	27659799	48%

Volatility Index	19-Mar	18-Mar
Volatility Index	14.11	13.90

Index PE - TTM	19-Mar	Yr. High	Yr. Low
Sensex	24.6	26.0	21.8
Nifty	22.5	28.8	20.0

Corporate News

Prestige Estates signs deal with Marriott for six hotels

Prestige Estates hotel company Marriott Intl have signed an agreement to develop six hotel projects in the country. The hotels will be developed in next two to five years. (MC)

Grasim raises Rs 1,250 crore from IFC

Grasim Industries has raised Rs 1,250 crore from IFC by way of subscribing to NCDs. The company will use the sustainability-linked NCDs to support its investments for paint manufacturing. The funds would help in accelerating Grasim's decarbonisation drive through the increased adoption of renewable energy and water recycling in the paint manufacturing process (BS)

Jio Financial Services invests Rs 40 cr in leasing arm JLSL

Jio Financial Services said it has invested Rs 40 crore in its wholly-owned subsidiary Jio Leasing Services Ltd (JLSL) which has been formed for undertaking leasing of movable assets activity. The company on Tuesday subscribed to 4,00,00,000 equity shares of Rs 10 each of JLSL for cash at par aggregating Rs 40 crore for its business purposes. (MC)

Tata Steel board approves Rs 2700 crore fund raising via NCDs

Tata Steel board has approved fund raising worth Rs 2,700 crore via issue of non-convertible debentures. The NCDs will be allotted on March 27 on a private placement basis. As per the regulatory filing, 2,70,000 NCDs will be issued with face value Rs 1 lakh each. (ET)

Economy

India's net direct tax collection grows 20% till March 17

India's direct tax collection surged by 19.9%, reaching over Rs 18.90 lakh crore by March 17. The total net direct tax collection stood at Rs 18,90,259 crore, comprising Corporation Tax at Rs 9,14,469 crore (net of refund) and Personal Income Tax along with STT at Rs 9,72,224 crore (net of refund). (ET)

Monetary policy must remain in risk-minimisation mode: RBI

India's CPI inflation was at 5.09% in Feb, largely unchanged from 5.10% a month ago. The RBI's target for the price gauge is 4%, with a latitude of 2 percentage points in either direction. (ET)

International

Tesla to raise price of China-produced Model Y vehicles from April 1

Tesla will raise the price of China-produced Model Y vehicles by 5,000 yuan (\$694.55) from April 1. Tesla said prices of its Model Y vehicles will be increased by approximately 2,000 euros (\$2,177) in some European countries effective March 22. (Inv)

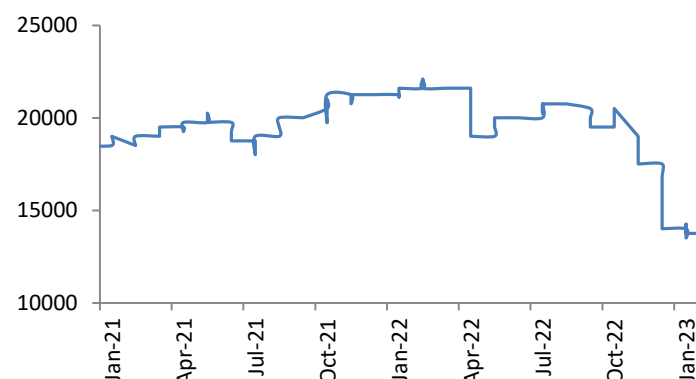
Top 5 Nifty Gainers	19-Mar	18-Mar	Var(%)
BAJFINANCE	6596	6505	1.4%
BAJAJ-AUTO	8640	8522	1.4%
KOTAKBANK	1750	1738	0.7%
HINDALCO	534	531	0.5%
EICHERMOT	3717	3700	0.5%
Top 5 Nifty Losers	19-Mar	18-Mar	Var(%)
BPCL	558	582	-4.2%
TCS	3977	4153	-4.2%
CIPLA	1436	1488	-3.5%
TATACONSUM	1146	1187	-3.4%
BRITANNIA	4817	4980	-3.3%

BSE Index Watch	Last	1 day	1 wk	1 mth	1 yr
SENSEX	72012	-1.0%	-2.2%	-1.4%	25.0%
MIDCAP	37743	-1.4%	-3.8%	-5.6%	58.3%
SMLCAP	41546	-1.0%	-3.0%	-9.5%	54.4%
AUTO	46628	-0.4%	-2.8%	-0.3%	66.7%
BANKEX	52643	-0.4%	-1.9%	-1.5%	17.8%
Capital Goods	56354	-1.5%	-3.4%	1.1%	64.8%
FMCG	18895	-2.1%	-1.7%	-2.9%	16.3%
Health Care	33697	-1.5%	-2.4%	-5.7%	56.6%
IT	36356	-2.7%	-3.5%	-5.8%	28.8%
METAL	27139	-0.6%	-2.9%	-0.1%	42.2%
Oil & Gas	26443	-1.9%	-6.0%	-9.1%	51.0%
Power	6259	-1.9%	-6.0%	-5.6%	73.1%
Realty	6554	-0.7%	-5.0%	-6.4%	107.4%

NSE USD Futures	19-Mar	18-Mar	Var (%)
March Expiry (Rs./\$)	83.04	82.92	0.2%
April Expiry (Rs./\$)	83.04	82.92	0.1%
Total Turnover (Rs. Crore)	23930	16355	46%

Sectors	TTM PE
Auto	30.06
Auto Ancillary	42.71
Banking	15.67
Engineering	38.58
Cement	78.76
Diamonds & Jewellery	38.82
Housing Finance	19.74
Infrastructure & Const	34.49
Metals-Aluminium	40.79
Metal - Steel	15.81
Oil Expl.	16.22
Pharma	12.2
Power – Gen. Supp.	45.8
Information Tech.	19.72
Sugar	13.87
Telecom Serv. Prov.	80.73
Tyres	26.62

Copra prices INR per quintal (Source: BBG)



10 year G-Sec Yield	Current	Previous	Change
US	4.29%	4.32%	(3) bps
Japan	0.74%	0.77%	(3) bps
India	7.10%	7.09%	1 bps
UK	4.06%	4.09%	(3) bps
Libor 3 Mths	5.59%	5.59%	0 bps

Indian Eco Data	Current	Previous	Var(%)
Forex Reserve (US\$ in bn)	525	528	-0.7%
Inflation - WPI	0.20%	0.27%	(7) bps
Inflation - CPI	5.09%	5.10%	(1) bps

India GDP	Q3FY24	Q2FY24	Var(%)
Growth	8.36%	7.60%	76 bps

Monetary Policy	Current	Previous	Change
Repo Rate	6.50%	6.50%	0 bps
Reverse Repo Rate	3.35%	3.35%	0 bps
CRR	4.50%	4.50%	0 bps
O/S Banking System Liquidity (Rs bn)	-771	-944	173.0

IIP Growth %	Jan-24	Jan-23	Apr-Feb
IIP	3.8	5.8	6.0
Mining	5.9	9.0	8.5
Manufacturing	3.2	4.5	5.7
Electricity	5.6	12.7	7.0

Bulk Deal As On 19/03/24

BSE					
Security Code	Security Name	Client Name	Deal	Quantity	Price
543319	AAPLUSTRAD	ANILKUMAR BHAGWANJI LALCHETA	S	48000	7.27
543319	AAPLUSTRAD	NEETABEN ANILKUMAR LALCHETA	B	48000	7.27
538563	ADARSH	PSDH REALTIES PRIVATE LIMITED	B	25000	6.62
539506	ADCON	KESAR TRACOM INDIA LLP	S	5300000	0.88
539506	ADCON	TAKHTESH RAMESH PAREKH	B	5300000	0.88
542020	AKI	PRSSB SERVICES LIMITED	S	540699	19.85
542020	AKI	SANDHYA SINGH GAHLOUT	B	540699	19.85
543804	AMANAYA	SOMANI VENTURES AND INNOVATIONS LIMITED	B	36000	20.17
537326	CHEMTECH	MANSI SHARE & STOCK ADVISORS PRIVATE LIMITED	S	59443	106.8
543594	DPL	CHANDAN CHAURASIYA	S	36000	11.53
543594	DPL	CHANDAN CHAURASIYA	B	78000	11.45
543594	DPL	NIKHIL RAJESH SINGH	S	57000	11.51
543594	DPL	NIKHIL RAJESH SINGH	B	309000	12.36
523127	EIIAHOTELS	JUPITER SOUTH ASIA INVESTMENT COMPANY LIMITED	S	979302	665.85
523127	EIIAHOTELS	JUPITER SOUTH ASIA INVESTMENT COMPANY LIMITED	S	979302	665.85
523127	EIIAHOTELS	THE JUPITER GLOBAL FUND-JUPITER INDIA SELECT	B	979302	665.85
523127	EIIAHOTELS	THE JUPITER GLOBAL FUND-JUPITER INDIA SELECT	B	979302	665.85
539216	GARMNTMNR	PREM AGGARWAL	S	2000000	6.75
539216	GARMNTMNR	RIKHAV SECURITIES LIMITED	B	504300	6.75
539216	GARMNTMNR	SHIKHA AGGARWAL	S	1500000	6.75
542918	GIANLIFE	RAJESH MANOHAR MAKODE	S	55228	23.29
500163	GODFRYPHP	JUPITER SOUTH ASIA INVESTMENT COMPANY LIMITED	S	695074	3126.55
500163	GODFRYPHP	JUPITER SOUTH ASIA INVESTMENT COMPANY LIMITED	S	695074	3126.55
500163	GODFRYPHP	THE JUPITER GLOBAL FUND-JUPITER INDIA SELECT	B	695074	3126.55
500163	GODFRYPHP	THE JUPITER GLOBAL FUND-JUPITER INDIA SELECT	B	695074	3126.55
513309	GOLKONDA	F-365 AGRO PRIVATE LIMITED	B	133585	15.34
513309	GOLKONDA	UTPAL AGRAWAL	S	139381	15.34
536709	INDRENEW	HARNISH NITIN BRAHMBHATT	S	160000	21
536709	INDRENEW	KAUSHAL ARUN KARWA	B	100000	21
536709	INDRENEW	SEEMA RAGHUNATH AGGARWAL	B	180000	21
540515	KANUNGO	JABALI COMMERCIAL COMPANY PRIVATE LIMITED .	B	83644	4.48
540515	KANUNGO	PRAVEEN KUMAR AGNIHOTRI	S	27107	4.45
507912	LKPFIN	ASHLAR SECURITIES PRIVATE LIMITED	B	73000	148
532783	LTFODS	ABAKKUS ASSET MANAGER LLP	B	3393543	162.04
541337	MILEFUR	ATULKUMARASHOKKUMARTHAKKAR	B	51000	3.65
541337	MILEFUR	DIPALIBEN ATULKUMAR THAKKAR	S	51000	3.65
543540	PGCRL	SIDDHANT SHIRISH SHAH	B	25800	236.01
539309	RAMASTEEL	SHARE INDIA SECURITIES LIMITED	S	2628803	15.15
539309	RAMASTEEL	SHARE INDIA SECURITIES LIMITED	B	668591	15.2
530053	REALECO	CHAMPAK A SHAH (HUF)	B	120000	33.85
544143	ROYAL	AJIT KUMAR	B	26000	129.2
544143	ROYAL	BHARTIDEVI MOHANLAL DUHLANI	B	34000	129.2
544143	ROYAL	GAURAV ARORA	B	40000	122.74
544143	ROYAL	MANOJ AGARWAL	S	132000	123.91
544143	ROYAL	MANOJ AGARWAL (HUF)	S	48000	126.06
544143	ROYAL	RNR WEALTH MANAGEMENT PRIVATE LIMITED	B	38000	129.2
544143	ROYAL	SANJAY POPATLAL JAIN	B	30000	129.2
544143	ROYAL	SUPRACURE PHARMA PRIVATE LIMITED	B	32000	122.74
544143	ROYAL	VIPINDAGA	S	36000	129.2
524703	SANDUPHQ	DPS TRADELINK PRIVATE LIMITED	S	104061	55.85

524703	SANDUPHQ	TRANS SCAN SECURITIES PVT LTD	B	106000	55.88
540147	SHASHIJIT	AMRISH KIRTILAL SHAH	S	360000	6.52
540147	SHASHIJIT	AMRISH KIRTILAL SHAH	B	21000	6.31
543924	SONALIS	BEELINE BROKING LIMITED	B	10000	33.12
531370	SPAR	MEHTA VAKIL & CO P LTD	S	40000	20.14
544035	SPL	MAYURI SHRIPAL VORA	S	115200	75.32
544035	SPL	SHETALBHAI CHANDRAKANTBHAI SHAH HUF	B	115200	75.32
533110	SPSL	VIPUL M GOPANI (HUF)	S	22865	11.52
543616	TLL	PRSSB SERVICES LIMITED	S	80400	157.55
543616	TLL	SANDHYA SINGH GAHLOUT	B	80400	157.55
531716	TRICOMFRU	RAHUL BHATIA	S	85000	1.21
539040	TTIL	NIKHILESH TRADERS LLP .	S	125000	77.44
539040	TTIL	WILSON HOLDINGS PRIVATE LIMITED	B	125000	77.44

NSE

Security Code	Security Name	Client Name	Deal	Quantity	Price
BBL	Bharat Bijlee Ltd	NISHTHA INVESTMENT AND CONSULTANCY SERVICES PRIVATE LIMITED	SELL	36500	5124.92
BBL	Bharat Bijlee Ltd	RATNABALI INVESTMENT PVT LTD	BUY	36500	5124.93
CPS	C P S Shapers Limited	MAYURI SHRIPAL VORA	SELL	19200	306
LORDSCHLO	Lords Chloro Alkali Ltd	MADHAV DHIR	BUY	1150000	127.8
LORDSCHLO	Lords Chloro Alkali Ltd	MADHAV DHIR	BUY	1150000	127.8
LORDSCHLO	Lords Chloro Alkali Ltd	SHIVA CONSULTANTS PRIVATE LIMITED	SELL	1150000	127.8
LORDSCHLO	Lords Chloro Alkali Ltd	SHIVA CONSULTANTS PRIVATE LIMITED	SELL	1150000	127.8
RAMASTEEL	Rama Steel Tubes Limited	KAMAL CHHIRANG	BUY	3045837	15.3
SAH	Sah Poly mers Limited	SKA MARKETING PRIVATE LIMITED	BUY	497467	83.2
SHREEKARNI	Shree Karni Fabcom Ltd	RAUNAK DHANANIA	BUY	79200	315.92
SIGNORIA	Signoria Creation Limited	OREGANO LIFE PRIVATE LIMITED	BUY	50000	131
SIGNORIA	Signoria Creation Limited	VM PORTFOLIO PRIVATE LIMITED	BUY	224000	132.15
SKIPPERPP	Skipper Limited	INTER GLOBE FINANCE LIMITED	SELL	56943	139.98
SKIPPERPP	Skipper Limited	VENTEX TRADE PRIVATE LIMITED	BUY	112000	138.48
STARHEALTH	Star Health & Al Ins Co L	ICICI PRUDENTIAL MUTUAL FUND	BUY	3574074	540

Disclosure:

Research Reports that are published by Nirmal Bang Securities Private Limited (hereinafter referred to as “NBSPL”) are for private circulation only. NBSPL is a registered Research Analyst under SEBI (Research Analyst) Regulations, 2014 having Registration no. INH000001766. NBSPL is also a registered Stock Broker with National Stock Exchange of India Limited, BSE Limited, Metropolitan Stock Exchange of India Limited, Multi Commodity Exchange of India Limited and , National Commodity and Derivative Exchange Limited in Capital Market , Equity and Commodities derivatives segments and Currency Derivatives Segment .

NBSPL has other business divisions with independent research teams separated by Chinese walls, and therefore may, at times, have different or contrary views on stocks and markets.

NBSPL or its associates have not been debarred / suspended by SEBI or any other regulatory authority for accessing / dealing in securities Market since last 20 years. NBSPL, its associates or analyst or his relatives do not hold any financial interest (Except Investment) in the subject company. NBSPL or its associates or Analyst do not have any conflict or material conflict of interest at the time of publication of the research report with the subject company. NBSPL or its associates or Analyst or his relatives may or may not hold beneficial ownership of 1% or more in the subject company at the end of the month immediately preceding the date of publication of this research report.

NBSPL or its associates / analyst has not received any compensation / managed or co-managed public offering of securities of the company covered by Analyst during the past twelve months. NBSPL or its associates have not received any compensation or other benefits from the company covered by Analyst or third party in connection with the research report. Analyst has not served as an officer, director or employee of Subject Company. NBSPL / analyst has not been engaged in market making activity of the subject company.

Analyst Certification: The research analysts and authors of these reports, hereby certify that the views expressed in this research report accurately reflects my/our personal views about the subject securities, issuers, products, sectors or industries. It is also certified that no part of the compensation of the analyst(s) was, is, or will be directly or indirectly related to the inclusion of specific recommendations or views in this research. The analyst(s) principally responsible for the preparation of this research report and has taken reasonable care to achieve and maintain independence and objectivity in making any recommendations.

Disclaimer:

The Research Report is for the personal information of the authorized recipient and does not construe to be any investment, legal or taxation advice. NBSPL is not soliciting any action based upon it. Nothing in the research report shall be construed as a solicitation to buy or sell any security or product, or to engage in or refrain from engaging in any such transaction. In preparing the research report, we did not take into account the investment objectives, financial situation and particular needs of the reader.

The research report has been prepared for the general use of the clients of NBSPL and must not be copied, either in whole or in part, or distributed or redistributed to any other person in any form. If you are not the intended recipient you must not use or disclose the information in the research report in any way. Though disseminated to all the customers simultaneously, not all customers may receive the research report at the same time. NBSPL will not treat recipients as customers by virtue of their receiving the research report. The research report is not directed or intended for distribution to or use by any person or entity resident in a state, country or any jurisdiction, where such distribution, publication, availability or use would be contrary to law, regulation or which would subject NBSPL & its group companies to registration or licensing requirements within such jurisdictions.

The report is based on the information obtained from sources believed to be reliable, but we do not make any representation or warranty that it is accurate, complete or up-to-date and it should not be relied upon as such. We accept no obligation to correct or update the information or opinions in it. NBSPL or any of its affiliates or employees shall not be in any way responsible for any loss or damage that may arise to any person from any inadvertent error in the information contained in the research report. NBSPL or any of its affiliates or employees do not provide, at any time, any express or implied warranty of any kind, regarding any matter pertaining to this report, including without limitation the implied warranties of merchantability, fitness for a particular purpose, and non-infringement. The recipients of the research report should rely on their own investigations.

This information is subject to change without any prior notice. NBSPL reserves its absolute discretion and right to make or refrain from making modifications and alterations to this statement from time to time. Nevertheless, NBSPL is committed to providing independent and transparent recommendations to its clients, and would be happy to provide information in response to specific client queries.

Before making an investment decision on the basis of research report, the reader needs to consider, with or without the assistance of an adviser, whether the advice is appropriate in light of their particular investment needs, objectives and financial circumstances. There are risks involved in securities trading. The price of securities can and does fluctuate, and an individual security may even become valueless. International investors are reminded of the additional risks inherent in international investments, such as currency fluctuations and international stock market or economic conditions, which may adversely affect the value of the investment. Opinions expressed are subject to change without any notice. Neither the company nor the director or the employees of NBSPL accept any liability whatsoever for any direct, indirect, consequential or other loss arising from any use of the research report and/or further communication in relation to the research report. Here it may be noted that neither NBSPL, nor its directors, employees, agents or representatives shall be liable for any damages whether direct or indirect, incidental, special or consequential including lost revenue or lost profit that may arise from or in connection with the use of the information contained in the research report.

Copyright of this document vests exclusively with NBSPL.

Our reports are also available on our website

Registration granted by SEBI and certification from NISM in no way guarantee performance of NBSPL or provide any assurance of returns to investors.

Nirmal Bang Research (Division of Nirmal Bang Securities Pvt. Ltd.)

B-2, 301/302, Marathon Innova,
Opp. Peninsula Corporate Park
Off. Ganpatrao Kadam Marg
Lower Parel(W), Mumbai-400013
Board No. : 91 22 6723 8000/8001
Fax. : 022 6723 8010